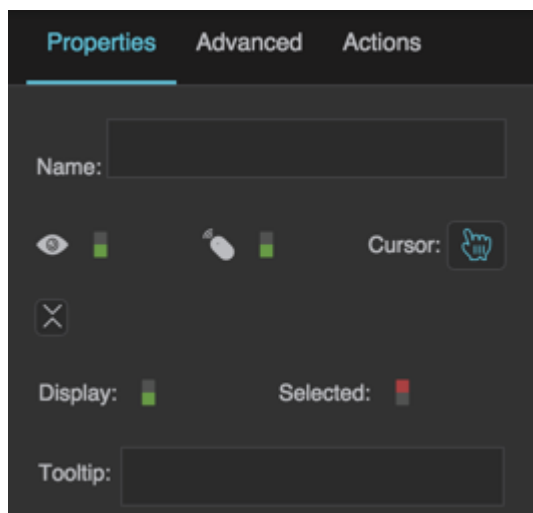


General Properties

These general properties appear at the top of the Property Inspector.

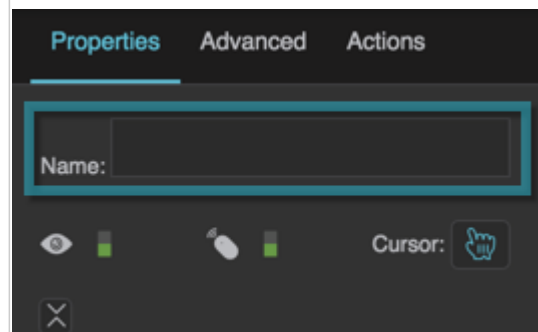


The general properties in the Property Inspector

Click to display/hide all elements

Name

Defines the display name of this component. This name appears in the Outline and breadcrumbs in DGLux5.



The Name property

Visible

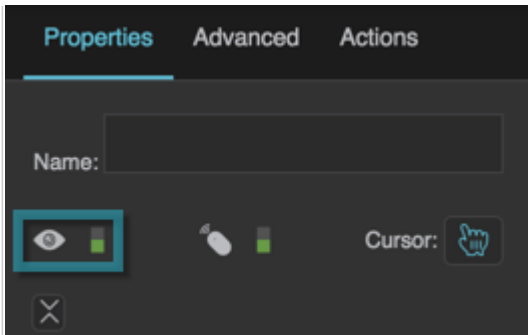
Defines whether this element is visible. Regardless of value, the element affects layout and is stored in the user's browser memory. Because the element is stored in memory, performance might be affected.

TRUE

This element is visible.

FALSE

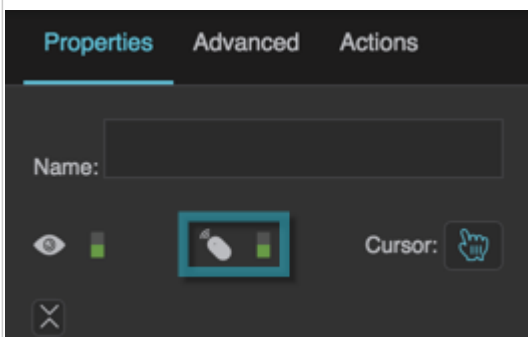
This element is not visible, but it still affects layout and is stored in browser memory.



The Visible property

Mouse Enabled

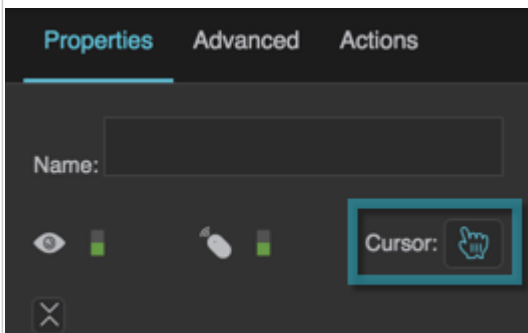
Specifies whether this element responds to mouse events.



The Mouse Enabled property

Cursor

Specifies which cursor to show when the user mouses over this element. Only works when the Mouse Enabled property is TRUE for this element and its parents.



The Cursor property

Display

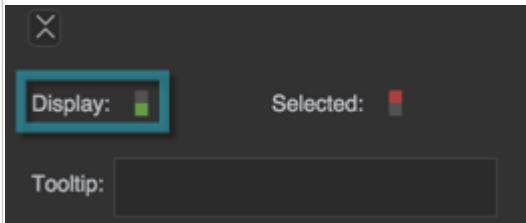
Defines whether this element is displayed. If it is not displayed, the component does not affect layout. However, regardless of value, the element is stored in the user's browser memory. Performance might be affected as a result.

TRUE

This element is displayed, and it affects layout.

FALSE

This element is not displayed, and it does not affect layout. The element remains stored in browser memory.



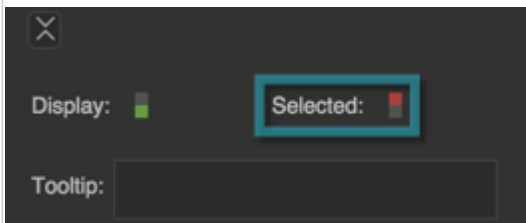
The Display property

Selected

A runtime property that shows whether this element is selected. This property is not saved in Edit mode.

This property is related to the parent's Selection Behavior property. For example, if the Selection Behavior of this element's parent is Single Select, then clicking this element selects it and deselects its siblings. For more about the Selection Behavior property, see [Selection Properties](#).

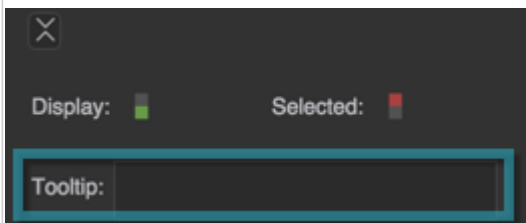
Regardless of the parent's Selection Behavior, you can also change this property in the Property Inspector. For example, if you want this element to be selected when the user clicks a menu button, bind the Selected property of the button to the Selected property of this element.



The Selected property

Tooltip

Defines the tooltip text to appear when the user mouses over this element. Tooltips use the default tooltip appearance for the user's browser and operating system. Tooltips appear only when the Mouse Enabled property is TRUE for the element and its parents.



The Tooltip property

[Previous: Common Properties](#)

[Next: Scrolling Properties](#)

From:
<https://wiki.dglogik.com/> - **DGLogik**

Permanent link:
https://wiki.dglogik.com/dglux5_wiki:widgets_and_property_inspector:property_inspector:allcomponents:general

Last update: **2021/09/20 15:03**

