

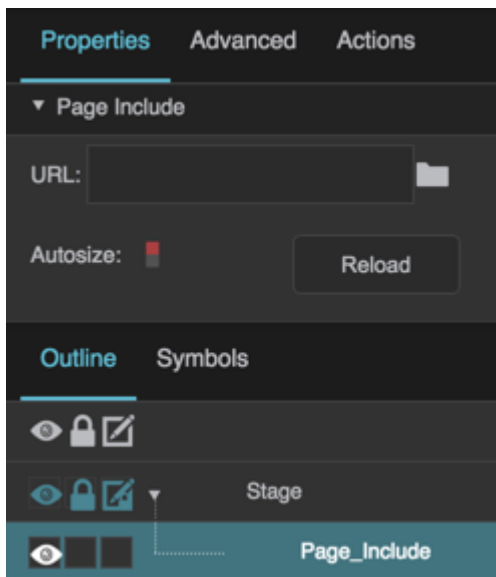
Page Include Properties

These properties affect the Page Include component.

For a guide to using the Page Include component, see [Page Include](#).



Page Include components are also affected by [Common Properties](#).

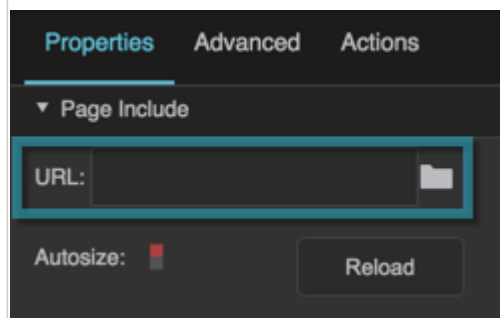


The Page Include properties in the Property Inspector

Click to display/hide all elements

Path

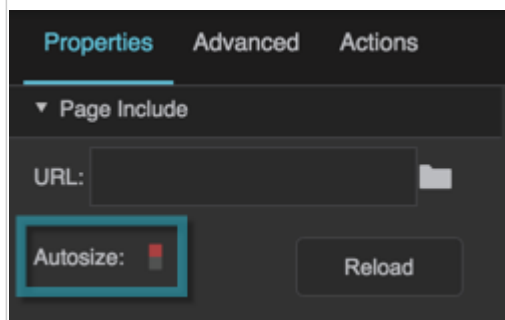
Specifies the relative or absolute URL of the .dg5 file to be used as a Page Include. This lets you use other .dg5 files as components within this file. To specify a file, either type a URL in the field, click the folder to specify a path, or drag a .dg5 file from the Project panel to the field.



The URL property

Autosize

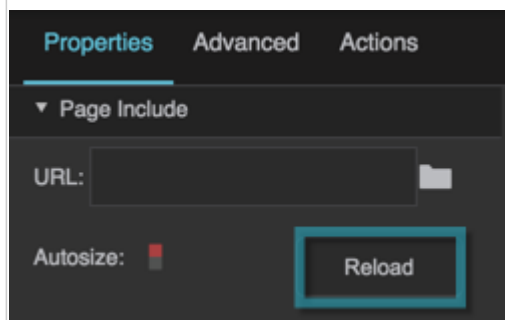
If true, causes this container to follow the content width. Only works if this container's width or height is set to Auto, and the content's width or height is set to pixels or percent.



The Autosize property

Reload

Refreshes the .dg5 file within this Page Include.



The Reload property

[Previous: IFrame Properties](#)

[Next: Data Grid Properties](#)

From:

<https://wiki.dglogik.com/> - **DGLogik**

Permanent link:

https://wiki.dglogik.com/dglux5_wiki:widgets_and_property_inspector:property_inspector:pageinclude:home

Last update: **2021/09/20 15:03**

