

Raw SVG Repeater Properties

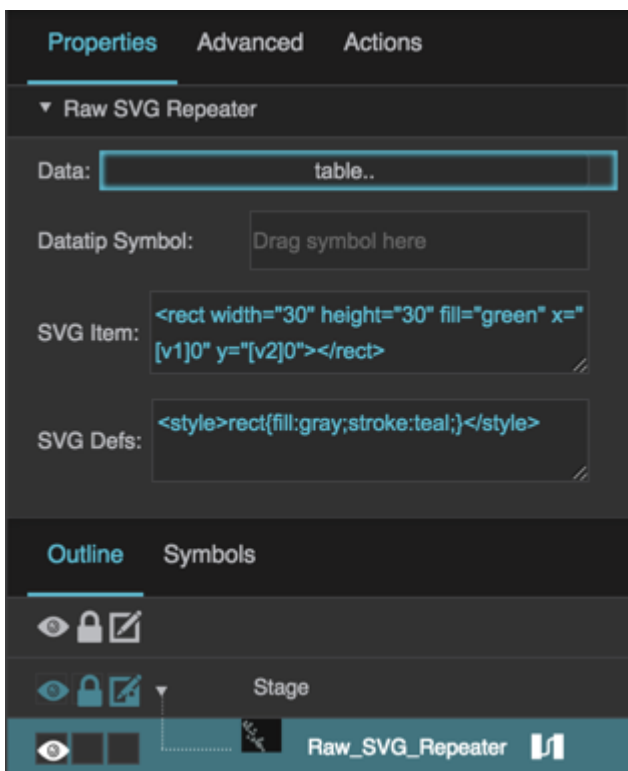
These properties affect raw SVG repeaters.

For a guide to using raw SVG repeaters, see [Raw SVG Repeater](#).

You can create your SVG code using a WYSIWYG SVG editor like [this one](#).



Raw SVG repeaters are also affected by [Common Properties](#).

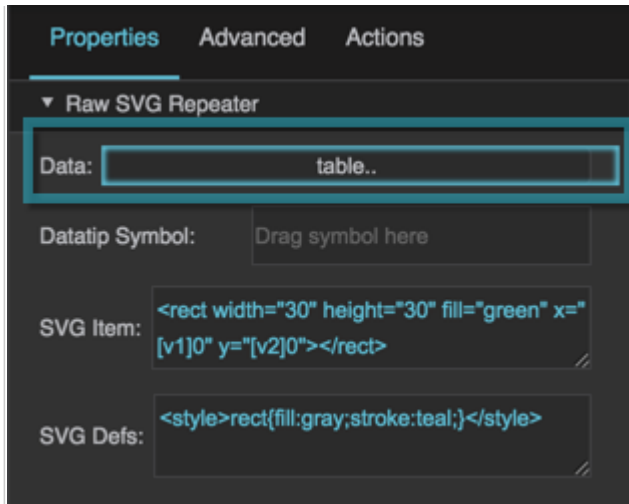


The Raw SVG Repeater properties in the Property Inspector

Click to display/hide all elements

Data

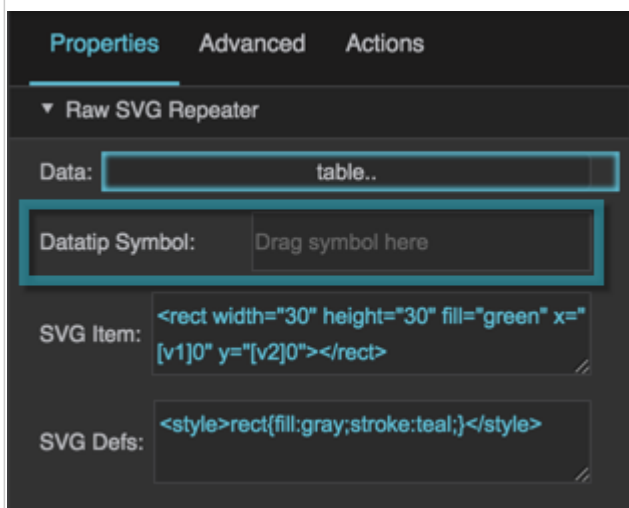
Defines the table that controls this SVG repeater. The SVG element will repeat once for each row in the table. Table columns can be used to represent attributes of the SVG element, such as style or coordinates.



The Data property

Datatip Symbol

Defines the symbol that appears as a datatip when mousing over an instance of the SVG in this repeater.



The Datatip Symbol property

SVG Item

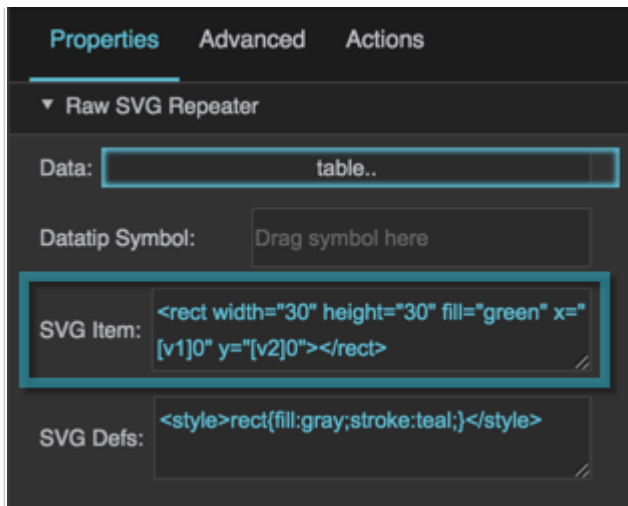
Defines the code for an SVG element to be repeated by this repeater.

Example

```
<rect width="30" height="30" fill="green" x="[v1]00" y="[v2]"></rect>
```

This example creates a repeating green rectangle SVG element. The SVG element appears at the x- and y-coordinates defined by columns v1 and v2 of the linked table. In the case of the x-coordinate, the table cell values are multiplied by 100 by concatenating two zeroes.

Each X value is a distance in pixels from the left edge of this repeater. Each Y value is a distance in pixels from the top edge of this repeater.



The SVG Item property

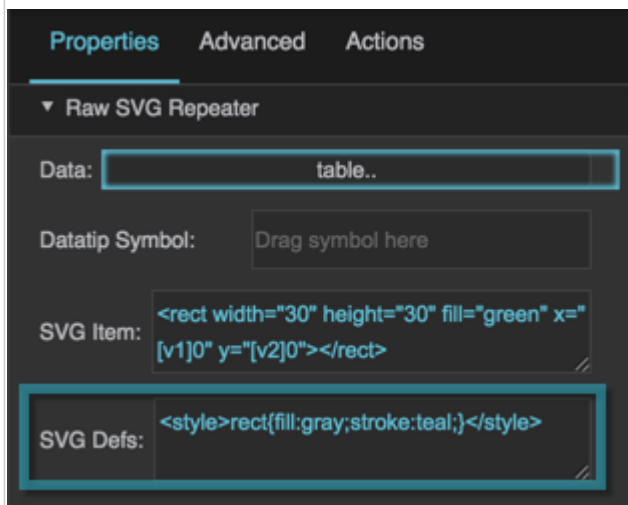
SVG Defs

Defines the `<defs>` element for the repeated SVG element.

Example

```
<style>rect{fill:green;stroke:black;}</style>
```

This example defines a style for the repeated SVG rectangle. The style includes a green fill and a black border stroke.



The SVG Defs property

[Previous: Pie Chart Properties](#)

[Next: Gauge Scale Properties](#)

From:

<http://wiki.dglogik.com/> - **DGLogik**

Permanent link:

http://wiki.dglogik.com/dglux5_wiki:widgets_and_property_inspector:property_inspector:rawsvgrepeater:home

Last update: **2019/07/17 19:17**

