

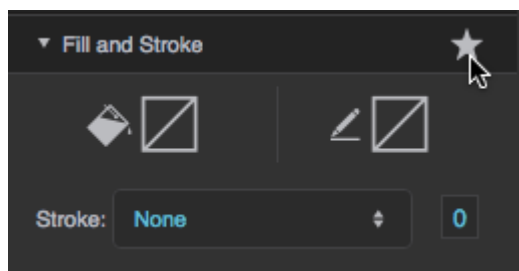
# Favorites Pop-Ups

Favorites pop-ups let you save and access your favorite property configurations. They exist for the [Fill and Stroke](#), [Effects](#), [Text](#), and [Image](#) property groups.


Favorites are accessible to all [pages](#) in this [project](#). You can also access favorites that were saved in any [.dg5](#) files that are in your [lib directory](#).

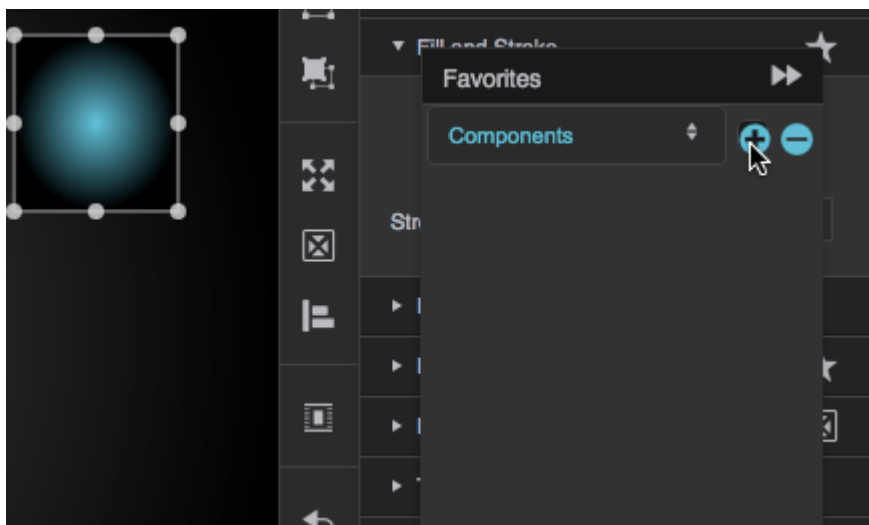
## Open a Favorites Pop-Up

To open a Favorites pop-up, click the  **Favorites** icon in at the top of the property group in the [Property Inspector](#).

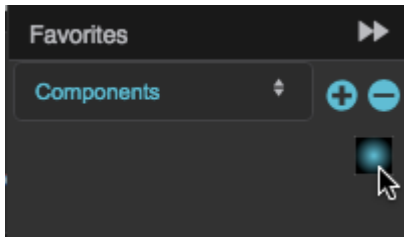


## Save a Favorite

To save a component's properties as a favorite, select the component and then click  **Add**.

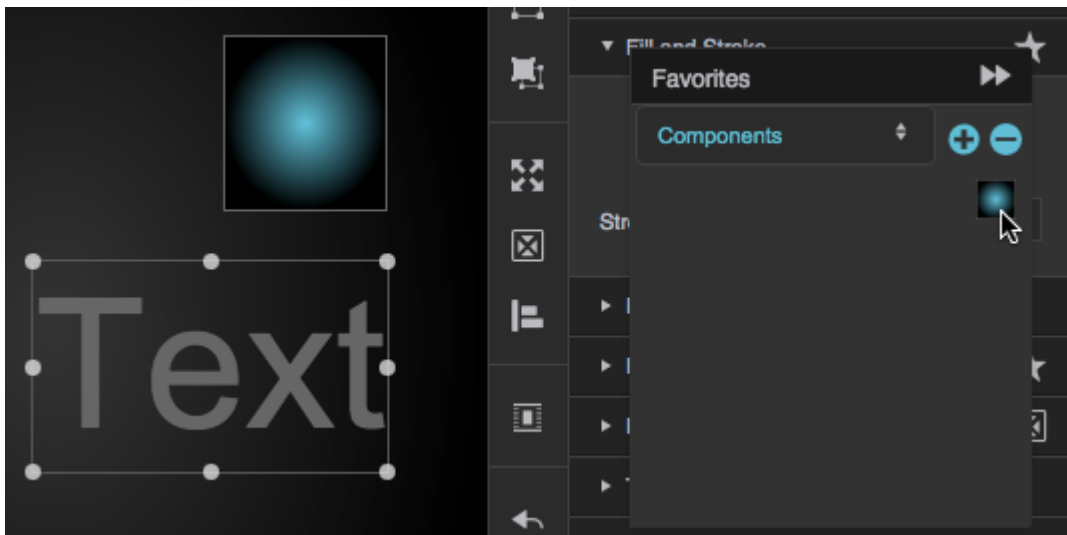


A thumbnail appears in the pop-up, representing the component's properties for this property group.

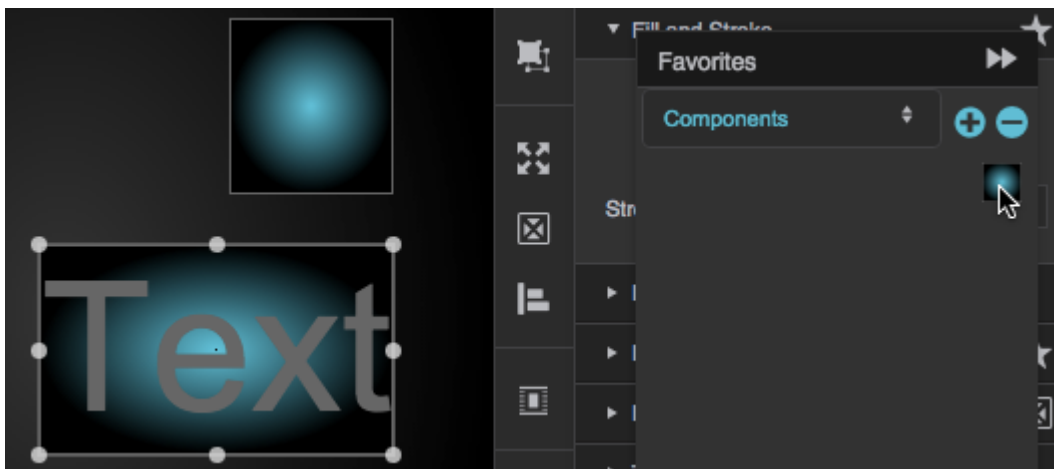


## Apply a Favorite

To apply a favorite to a component, select the component and then double-click the thumbnail.



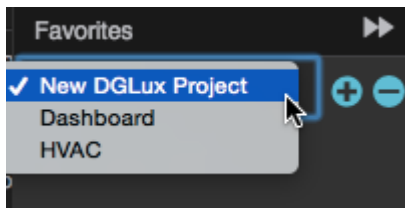
*Before double-clicking*



*After double-clicking*

## Use Favorites from Other Projects

To use the favorites from other projects, use the drop-down menu in the Favorites pop-up.

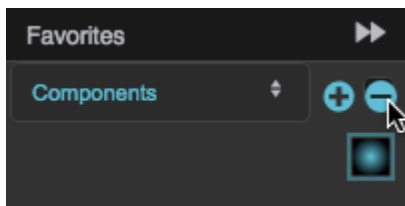


The projects must be in your [lib directory](#).

---

## Remove a Favorite

To remove a favorite from the pop-up, click the thumbnail and then click **Delete**.



[Previous: Widget Palette](#)

[Next: Fill and Stroke Pop-Up](#)

From:

<https://wiki.dglogik.com/> - **DGLogik**

Permanent link:

[https://wiki.dglogik.com/dglux5\\_wiki:workspace\\_and\\_workflow:panels\\_and\\_menus:favorites\\_popup](https://wiki.dglogik.com/dglux5_wiki:workspace_and_workflow:panels_and_menus:favorites_popup)

Last update: **2021/09/20 14:51**

